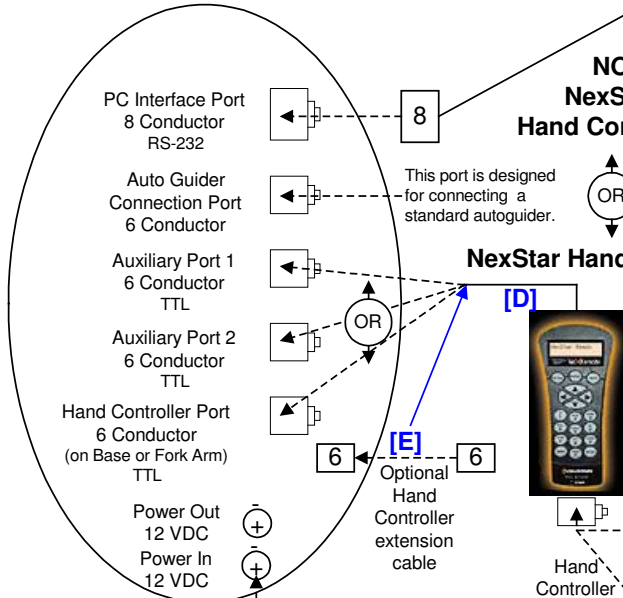


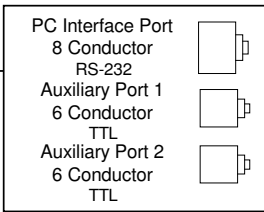
NexStar Telescope

(There are a number of generations of NexStar telescopes. Some models may not have all these ports. See the NexStar site for information on each.)



To 110 VAC Power Module, or [P] Adapter, Car Battery #18769

(See the NexStar Resource site for information on other port converters for different NexStar scopes.)



Auxiliary Port Accessory Kit (part number 93965)

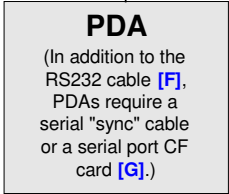
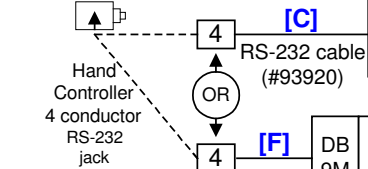
NO NexStar Hand Controller

This port is designed for connecting a standard autoguider.

NexStar Hand Controller



Only versions 4 and later allow Hand Controller software reprogramming.



PDA

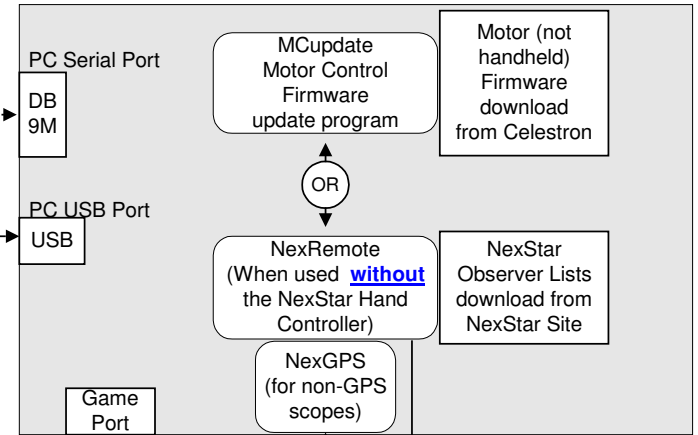
(In addition to the RS232 cable [F], PDAs require a serial "sync" cable or a serial port CF card [G].)

Note: Other 3rd party PC / PDA software is available that provides additional NexStar functionality or allows the telescope to be controlled remotely. See the NexStar Resource site for further information.

[A] - [P] simple cable reference designations

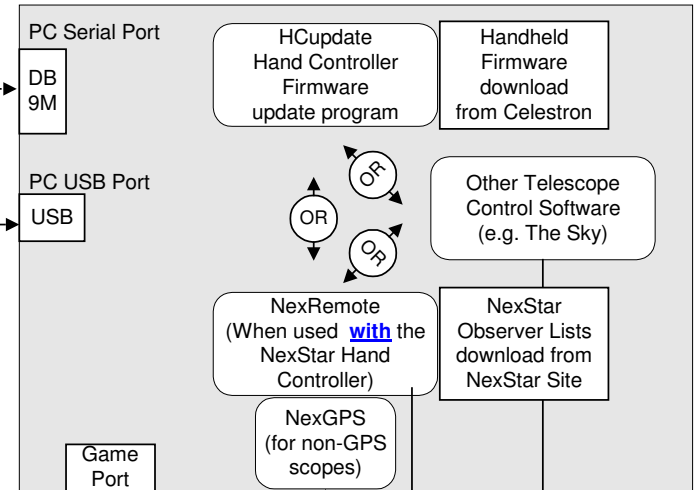
Diagram by: Larry McNish

Personal Computer



Logitech Wireless Game Controller

Must use NexRemote to perform the telescope alignment



Logitech Wireless Game Controller

Must use NexRemote, not the Hand Controller to perform the telescope alignment.

Must use the Hand Controller to perform the telescope alignment then use (or switch to) the RS-232 input for the control software in the PC to locate objects etc. when using other scope software.

G
P
S

Don't touch the hand controller when NexRemote is in control.